










# LIVERPOOL HOSPITAL VISITORS MAP



## ENTRANCES LIST

- |   |   |  |
|---|---|--|
|  EMERGENCY                       |  ISOLATION DIALYSIS      |  BRAIN INJURY ENTRANCE    |
|  ENTRANCE A (after hours access) |  TRANSIT LOUNGE          |  HEALTH SERVICES ENTRANCE |
|  ENTRANCE E (staff only)         |  BURNSIDE DRIVE ENTRANCE |  DRUG HEALTH ENTRANCE     |

## LEGEND

- |   |  |   |   |
|---|--|---|---|
|  CAR PARK ENTRANCE |  LIFT     |  TOILETS           |  BABY CHANGE |
|  INFORMATION DESK  |  NO ENTRY |  ACCESSIBLE TOILET |   |