


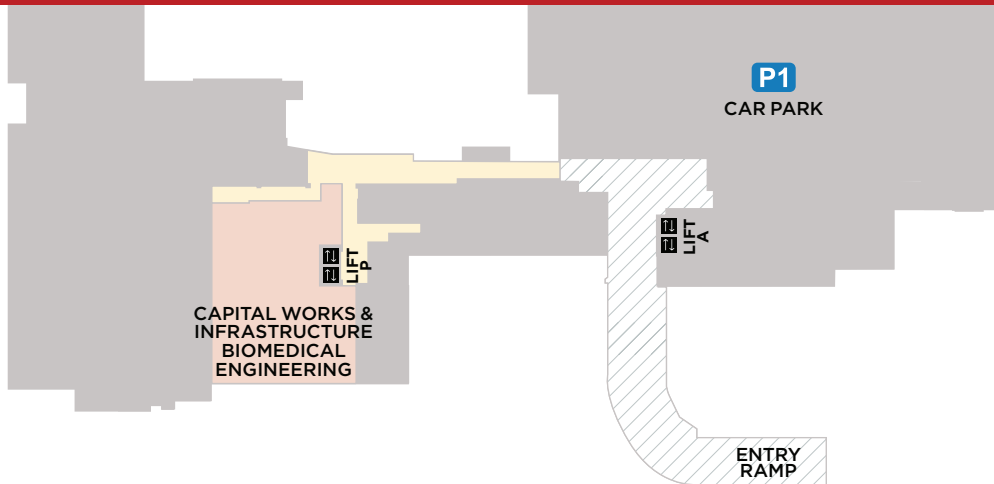
Stage 1: Department locations

3	PATHOLOGY				
2	NEONATAL INTENSIVE CARE UNIT	252 - WOMEN'S HEALTH OUTPATIENTS	BIRTHING UNIT & ANTENATAL ASSESSMENT UNIT		
1	154 - AMBULATORY HAEMATOLOGY UNIT & HAEMATOLOGY CLINIC	153 - PATHOLOGY SPECIMEN COLLECTION	152 - MEDICAL IMAGING & MATERNAL FETAL MEDICINE UNIT	151 - ONCOLOGY DAY CENTRE	150 - CANCER CLINICS
G	051 - RADIATION ONCOLOGY	050 - SATELLITE PHARMACY	 INFORMATION	EMERGENCY DEPARTMENT	
B	CAPITAL WORKS & INFRASTRUCTURE BIOMEDICAL ENGINEERING		BACK OF HOUSE SERVICES		

KEY

 LIFTS

LEVEL B



GOULBURN STREET

LEVEL G

KEY

 LIFTS

 ENTRANCE

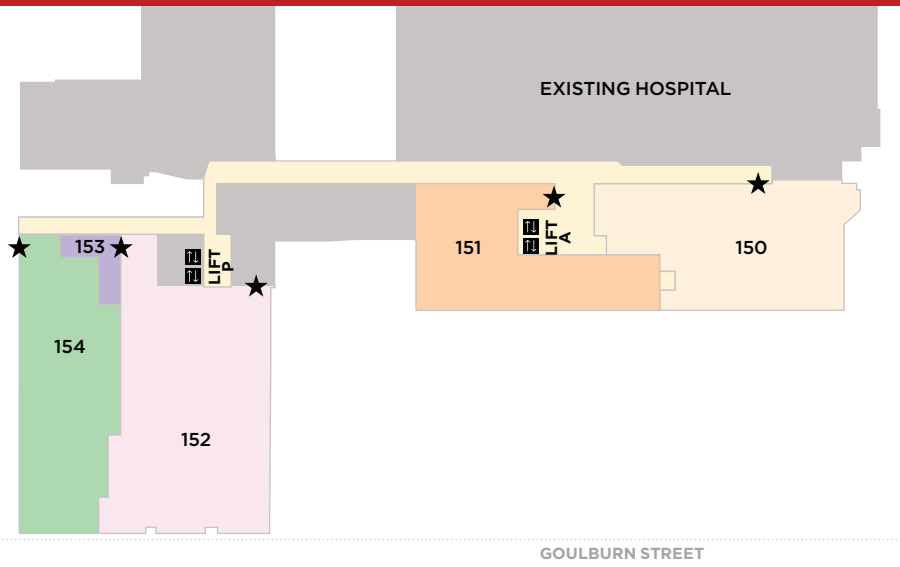


LEVEL 1

KEY

 LIFTS

 ENTRANCE

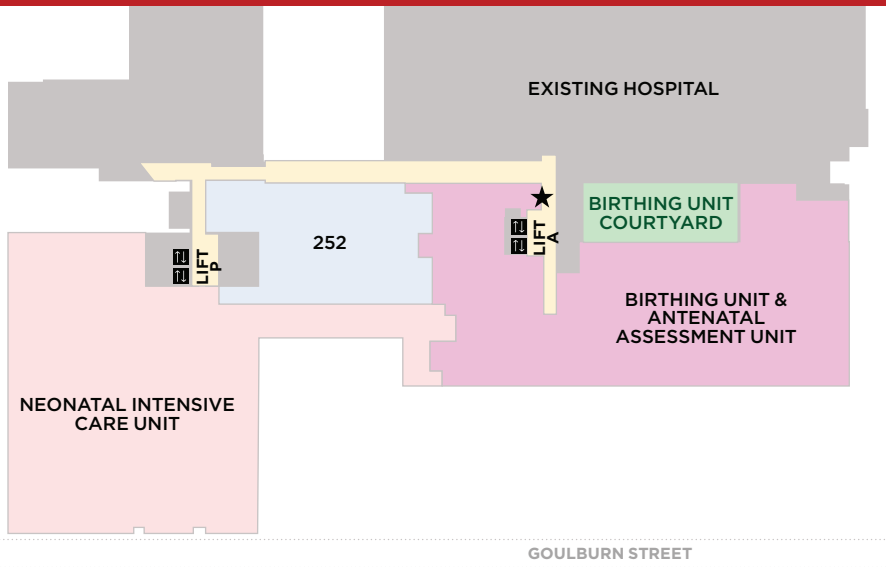


LEVEL 2

KEY

 LIFTS

 ENTRANCE



KEY

 LIFTS

**LEVEL
3**

